

CONNECTION KIT FOR WATER COOLER/VENDING MACHINES

KIT VENUS



Complet connection kit with ball valve, filter, check valve, pressure reducer

Main body and components in conformity with UBA positive list

PN 16 - Maximum inlet pressure 16 bar

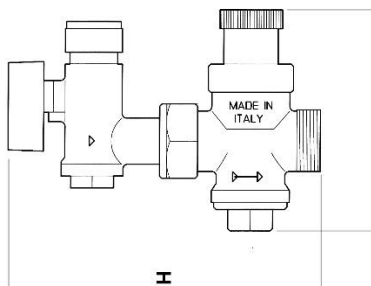
Adjustable outlet 1 - 4 bar

Factory setting 3 bar

Maximum working temperature: 80° C

Threaded ISO 228

Available size: 15mm x 3/4"



Codice	Misura	DN	H mm	L mm	Peso Gr
110Q.15	15mm x 3/4"	10	127	93	555

HOW TO MODIFY OUTLET PRESSURE



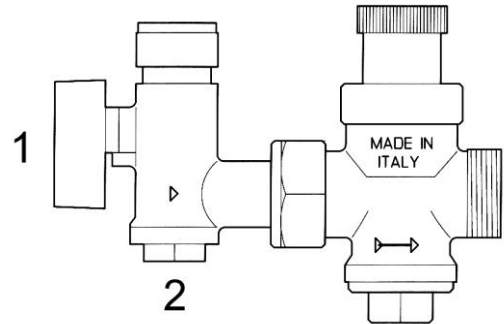
All Malgorani pressure reducers are tested before being packaged; during the test they are set at the outlet pressure of 3 bars; outlet pressure can be easily adjusted once the pressure reducing valve is installed on site.

In order to modify the outlet pressure, once removed black plastic cover cap, turn the spring holder as indicated in the pictures sequence. By turning clockwise the pressure increases, while counter-clockwise the pressure decreases. A right setting has to be made while the plant outlet is closed.

HOW TO CLEAN BUILT IN FILTER

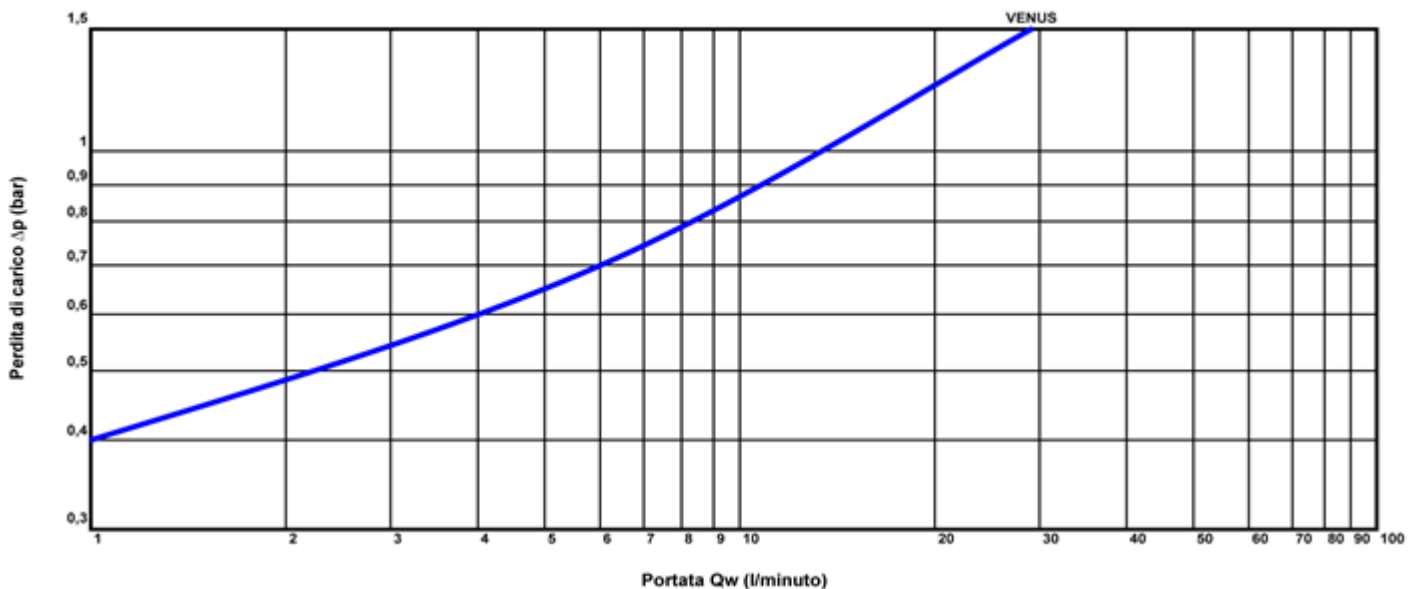
Venus kit has a built in filter that is easy to be cleaned if necessary; there is no need to disassemble the product from the line.

Close ball valve (part. N 1) and using a screwdriver remove the brass cap (part. N 2); remove cap and filter then proceed with manual cleaning. Once the mesh is clean, assemble filter and cap, then open the valve and restore regular operation.



DISCHARGE AND HEADLOSS DIAGRAM:

DIAGRAMMA DI PORTATA E PERDITA DI CARICO - DISCHARGE AND HEADLOSS DIAGRAM
SERIE VENUS S - VENUS Q



⚠WARNING: qualified personnel must perform Installation, service or any change of outlet pressure.

⚠WARNING: use with possible contact with carbonated water in contact with brass part may cause sudden cracking in valves; beware to avoid any risk of contact

? questions and information: contact@malgorani.it